

MODULAR

LEFT-HANDED

SPACE

FREEDOM

ADAPT

QUICKSWITCH

VERSATILE

RIGHT-HANDED

FLEXIBLE

WORKFLOW

UNIVERSAL ERGONOMICS

AMBIDEXTROUS

CREATE



CLASSE R7



**Stabilimento / Plant**

Via Bicocca, 14/c  
40026 Imola - Bo (Italy)  
tel. +39 0542 653441  
fax +39 0542 653601


**Sede legale ed amministrativa**

**Headquarters**

Cefla s.c.  
Via Selice Provinciale, 23/a  
40026 Imola - Bo (Italy)  
tel. +39 0542 653111  
fax +39 0542 653344  
**www.anthos.com**

02/2015 ACR7GB151500

Our policy of constant technological upgrading means that technical specifications may be subject to change without prior notice.



CLASSE R7



**R7.**  
INFINITE SOLUTIONS

"I'VE CHOSEN ANTHOS.  
ADAPTS TO MY WAY OF WORKING, PERFECTLY."

CLASSE R7 **anthos**

This is the universal integrated treatment centre, highly adaptable, modular and featuring numerous configuration solutions. The Classe R7 meets the needs of dental surgeons by offering ergonomic solutions compatible with all operating styles. Wherever it's used, from private clinics to hospital dentistry departments, the Classe R7 is indubitably the right choice. From complete integration to simple modularity, this model always offers just the right combination of features. One unit, a hundred solutions.

**R7.**



#### Classe R7 Continental

The Continental version makes the very most of the manoeuvrability of the individual modules of the dental unit. By enhancing interaction within the dental team, workflows are smoothed and streamlined. The outstanding versatility of the Classe R7 Continental creates plenty of space, thus making patient access easier and improving the comfort with which dentist and assistant perform their work.



SMOOTH AND STREAMLINED

# R7.





#### Classe R7 International

The International version presents the instruments on the dentist's module in order to reflect the natural movements of dental surgeons. Excellent pantograph arm excursion allows the user to shift the module and so ensure instruments are comfortably within reach at all times.



MOVEMENT COMES NATURALLY

# R7.



#### Classe R7 Cart

The Cart version ensures absolute working freedom. The mobility of the dentist's module is perfect for any workplace and allows optimal positioning of the operating instruments. Whether right-handed or left-handed, the Cart solution offers an immediate response. Height-adjustable, the module features an easy-grip handle, a large table area and ergonomic instrument layout.



IMMEDIATE  
FLEXIBILITY

# R7.

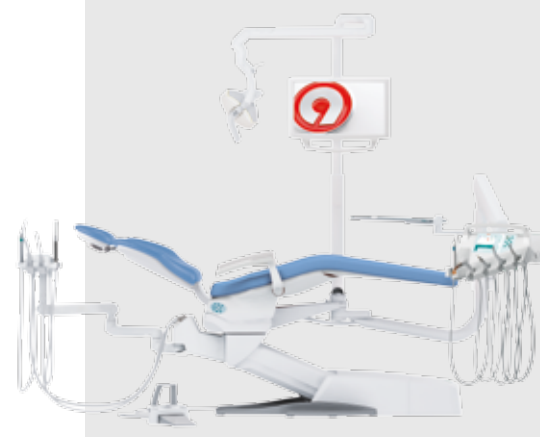
IN ITS MODULAR CONFIGURATION, THE CLASSE R7 ALLOWS THE DENTIST TO PERSONALISE THE DENTAL UNIT ACCORDING TO HIS SPECIFIC WORKPLACE AND WORK-BASED NEEDS. THE MULTIPLICITY OF SOLUTIONS ENSURES EFFECTIVE USE OF AVAILABLE SURGERY SPACE, AIDING FREEDOM OF MOVEMENT AROUND THE PATIENT CHAIR AND WITHIN THE ROOM.



R7 Modulo Cart



R7 Modulo International



R7 Modulo Continental



Patient Chair R7



#### Ergonomic flexibility

In surgeries with a centralized wet loop suction system, the version with assistant's module and without unit body can be completed by applying the dentist's module arm or the Cart solution.

#### Integrated suction

The patient chair can be completed with the addition of the assistant's module, which houses two cannulae and two instruments. Arm attachment and cannula connection are located on the patient chair base beneath the backrest: this point is easily accessible and has been chosen to smooth the switchover from right to left-hand module. A centralised suction valve and two cannulae must be provided.

#### Chair with cuspidor

Anthos also offers a Classe R7 version without dentist's module, consisting of a unit body and assistant's module which includes the turbine module.

ONE UNIT,  
A HUNDRED SOLUTIONS

R7.



THE TOTAL FLEXIBILITY  
OF THE QUICKSWITCH  
CONCEPT IS EVIDENT ON  
THE NEW FAST-CONNECT  
CONTROL PANEL.



**Smart Touch Display** The new instrument control panel is divided into two parts: a touch screen on the upper part, used to manage functions and read instrument/hygiene system data, and a keypad to control patient chair movements, operating light and cuspidor bowl.

To transform the dentist's module from a right-handed to a left-handed configuration and vice versa, the user simply detaches the control panel, rotates the connector 180° and repositions the panel on the opposite side of the module. As simple as slotting in a USB key. With minimum effort – whatever the weight on the tray holder – the dentist can adjust instrument height precisely. The pneumatic brake on the module arm is controlled by pressing the button on the relative handle (present on both sides).



RE-POSITIONABLE  
CONTROL PANEL

R7.

IN ITS COMPLETE VERSION, WITH UNIT BODY, DENTIST'S MODULE AND ASSISTANT'S MODULE, THE CLASSE R7 CAN, IN JUST A FEW QUICK MOVES, BE CONVERTED FROM A RIGHT-HANDED DENTAL UNIT TO A LEFT-HANDED ONE. FIRST THE USER SWITCHES THE UNIT BODY AND ASSISTANT'S MODULE FROM RIGHT TO LEFT. THEN, VIA A SIMPLE ROTATION MOVEMENT, THE DENTIST'S MODULE IS POSITIONED ON THE OPPOSITE SIDE OF THE PATIENT CHAIR. TRANSFORMATION IS COMPLETED VIA SIMPLE RE-POSITIONING OF THE DENTIST'S MODULE CONTROL PANEL.



QUICKSWITCH CONCEPT

R7.



THERE ARE A MULTITUDE OF CLASSE R7 CONFIGURATIONS, BUT ON EVERY SINGLE ONE THE CENTREPIECE IS THE PATIENT CHAIR, DESIGNED AND BUILT TO PROVIDE BOTH PATIENT AND MEDICAL TEAM WITH MAXIMUM COMFORT. CAST ALUMINIUM, WITH ITS SOLIDITY, OUTSTANDING MECHANICAL STRENGTH AND LIGHTNESS, ALLOWS FOR STYLISH CHAIR DESIGN AND A PARTICULARLY THIN BACKREST. A HYDRAULIC MECHANISM PROVIDES SMOOTH, SILENT MOVEMENT OF THE CHAIR.



#### Comfort for everyone

With a choice of wide or narrow backrest, patient chair shaping, which features a tapered lumbar area, ensures an approach that is smooth and very comfortable to the treatment zone. While the wide backrest cradles the patient comfortably, an optional narrow version makes even more space available to for the dental team.

Whatever the situation, comfort is guaranteed for patient and personnel alike.



#### Headrest

The dentist can choose between the Standard mechanical-movement Headrest and the Comfort orbital-movement Headrest with pneumatic release, which accurately accompanies the patient's head into the perfect treatment position. This pneumatic device makes both orbital movements and vertical adjustment of the new Comfort Headrest much easier.

The seat also features extensive vertical travel, allowing the patient to be positioned at exactly the right height whatever the task at hand. Both dentist and assistant can carry out their work easily and hindrance-free.

COMFORT FIRST AND FOREMOST



# R7.

BECAUSE EACH SURGICAL TASK REQUESTS A PARTICULAR SET-UP AROUND THE OPERATING AREA, CLASSE R7 PROVIDES OUTSTANDING FREEDOM OF MOVEMENT. OUTSTANDING MOBILITY OF INDIVIDUAL COMPONENTS ENSURES THAT BOTH DENTIST AND ASSISTANT ARE ASSURED EASY ACCESS TO THE PATIENT. THE FREEDOM PROVIDED BY CLASSE R7 RESULTS IN SMOOTH WORKFLOWS AND MAXIMAL WORKING EFFICIENCY.



#### Maximum freedom for the assistant

Thanks to integrated design of the modules on the assistant's side, exceptional flexibility is ensured whatever the preferred operating style. All the most commonly used working positions are extensively covered by the mobility of the assistant's module. In every working situation, with or without the aid of the assistant, extensive movement of the 3 articulated arms always allows the assistant's module to reach the operating zone and be positioned optimally.

There are four holders on the module: for 2 cannulae with roller supports (these can be removed for cleaning purposes) and for syringe, camera or curing light. The keypad is not tilted to ensure easy access to controls from any angle.

#### Patient chair rotation

Classe R7 can be transformed to suit any surgery layout and any type of operation. Rotation is achieved thanks to the pivot, a mechanical device that features horizontal-plane rotation of  $\pm 30^\circ$  around a central fulcrum underneath the patient chair.

The optional pivot function is available on the patient chair in all Classe R7 configurations, from the chair only to the comprehensive version with unit body.

The new cuspidor bowl with optional powered rotation is made of ceramic. It includes an optical sensor for water-to-cup delivery.



## RATIONALISING THE WORKSPACE



The cuspidor bowl can be replaced with a swivel tray holder installed on the front cover of the unit body.

# R7.



FROM THE CONTROL PANEL  
WITH TOUCH-SCREEN  
FUNCTION TO THE FOOT  
CONTROL, AVAILABLE IN  
THE WIRED AND WIRELESS  
VERSIONS, THE USER HAS TOTAL  
CONTROL OF THE ENTIRE  
DENTAL UNIT AT ALL TIMES.



Numerous functions can also be used via the foot control, which lessens the risk of hand-borne contamination. Via the foot control, it is possible to control both instruments and patient chair as well as the chip air and chip water functions with ease.

#### Wireless foot control

Via the wireless foot control, the dentist is able to use several dental unit functions without the hindrance of connection leads. Lithium ion batteries ensure long-lasting unit autonomy. Nevertheless, a mains lead connection point is available at the rear of the unit, where the battery charger connector is also located.



#### Smart Touch Display

The new Smart Touch instrument control panel provides advantages that go beyond those of a standard user-friendly touch screen. The extremely advanced control electronics gives the dentist precise control of instrument parameters and the main dental unit functions.

Setting parameters via the display icons and reading data couldn't be simpler, faster or more intuitive. Interactive electronics ensures attainment of maximum induction micromotor performance, with control of both speed and torque, expressed in effective Ncm.



ALWAYS UNDER  
PERFECT CONTROL



#### Patient chair control keypad

Located on the side of the seat, this keypad controls patient chair movement, pivot lock/release and allows set positions to be saved and recalled.

R7.



ANTHOS HAS DEVELOPED AN  
UNPARALLELED INSTRUMENT  
RANGE: BRUSHLESS  
MICROMOTORS, SCALERS,  
TURBINES, ALL PERFECTLY  
INTEGRATED WITH THE CONTROL  
ELECTRONICS, TO ENSURE  
PRECISE, USER-FRIENDLY  
PARAMETER CONTROL.




**Quick couplings** To make instrument changeovers easier a system of quick couplings has been incorporated on both the dentist's and assistant's module.

**i-MMs** Lightweight and silent, the induction micromotor features a speed range from 100 to 40,000 rpm and reaches a torque of 5.3 Ncm. Perfectly controlled via 2 different modes from the dental unit software, the i-MMs can be used for conservative dentistry and oral surgery applications. It is entirely autoclavable and features integrated LED lighting.

**i-MMr** The i-MMr micromotor is ideal for conservative and prosthetic dentistry. Available with LED lighting (i-MMrL), it is a highly compact micromotor with 3,3 Ncm maximum torque.

#### Sixth instrument and transthoracic module

On Classe R7 International, a sixth instrument can be added: dental camera or T-LED light. The dentist's module in the International version can be completed with the panoramic X-ray viewer and the transthoracic tray holder.



**VENUS PLUS – L LED** This dual-reflector LED operating light features outstanding performance (3,000 to 50,000 Lux). It consumes up to 10 times less than a traditional light and has a guaranteed working life of over 50,000 hours.

- 3-axis rotation
- On-off control and light intensity adjustment via infrared sensor
- Colour temperature 5,000 K
- Hermetically sealed frontal screen
- Power absorption 10W



**VENUS PLUS** High-performance operating light with front screen, 3-axis rotation and adjustment of luminous intensity via potentiometer.

- Colour temperature: 4,900 K
- Light intensity: 8,000 to 35,000 Lux



**VENUS** Versatile and practical, this operating light has two brightness settings: 22,500 Lux, the standard light intensity, and 8,000 Lux to prevent polymerization of the composite filling.


- Colour temperature: 4,900 K
- 2-axis rotation



## INSTRUMENTS AND LIGHTS

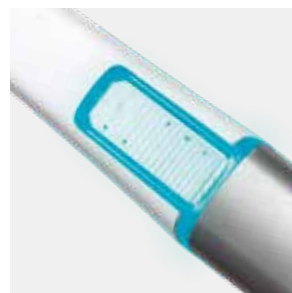
# R7.

THE CLASSE R7 COMES READY FOR INTEGRATION OF A MULTIMEDIA SYSTEM, THE IMAGING AND X-RAY DEVICES OF WHICH CONSTITUTE EXCELLENT COMMUNICATION TOOLS. THE IMMEDIATE AVAILABILITY OF DIAGNOSTIC DATA ENHANCES MEDICAL TEAM EFFICIENCY, ELIMINATING DOWNTIMES AND WORKFLOW INTERRUPTIONS.



#### New high definition camera

An ergonomic handpiece with an extremely thin tip and a partially retroflexed 90° viewing angle, the C-U2 camera incorporates an innovative capacitive key for user-friendly control of freeze-frame capture and image saving.




**C-U2** Right at the forefront of imaging technology, the C-U2, with a metallic grip, glass optics and LED light diffuser, incorporates an HD 16:9 sensor that captures high definition clinical images. No manual focusing is needed thanks to the extensive depth of field: min. 5 mm – max. 70 mm.

Featuring a raised perimeter to enhance user-friendliness, this backlit capacitive key lets users capture and save images that are unaffected by vibration. The light guide around the handpiece shows the camera status.



**Zen-X** The Zen-X X-ray sensor is handily situated on the dentist's module. The new generation sensor with three-layer technology provides clear, sharp images; the intermediate fibre optic layer ensures years of use without image deterioration. This gives readily available precision diagnostics and - thanks to careful shaping that ensures smooth adaptation to the anatomy - excellent comfort.

Available in 2 sizes, the sensor is solid and compact thanks to rear lead connection and sealing of the lining, which ensures outstanding protection of the sensor. With reduced overall volume inside the oral cavity, the sensor provides precise, quickly-usable images.



## COMMUNICATION AND DIAGNOSIS

**19" LED Monitor** A medical-grade touch-screen LED display is available in two different versions, standard and touch-screen. For dentists who choose the touch-screen, integration on the dental unit with a dual-articulation arm (optional) provides extensive monitor mobility, allowing it to be brought closer to interact with the software, view images or X-rays, or moved away during actual treatment. Moreover, it can be tilted and its horizontal positioning adjusted. LED lighting means not only reduced power consumption and long-lasting light sources but also excellent contrast, colour intensity and pin-sharp images.

# R7.



ACTIVE HYGIENE SYSTEMS

DVGW Certificate



The dental unit water circuit ensures compliance with EN 1717 standards.

Flushing



The duct washing system with water allows the tubing to be rinsed quickly and effectively by means of a water flow which can be adjusted from one to five minutes.

S.H.S.



**Distilled water tank**  
Located on the arm of the dentist's module, when provided, this 1.7-litre tank provides a water source for sprays and cup that is independent from the mains supply. On the Cart version the bottle is positioned on the side of the module.

A.C.V.S.



**Suction system flushing and sanitation**  
The automatic suction system flushing-sanitising device carries out rapid flush cycles and subsequent disinfection of the suction system interior.

BIOSTER S



Semi-automatic device fed by the external tank to carry out disinfection of all spray water circuits simultaneously. This option comes with an additional tank (with a yellow stripe) for sanitizing fluids.

O.D.R.



**Anti-retraction system**  
The O.D.R. anti-retraction device, installed on all dynamic instruments, stops droplet retraction and so prevents retrograde contamination of spray water circuits.



To ensure maximum effectiveness, Anthos recommends the joint use of the optional hygiene systems and utilisation of Peroxy Ag+ (hydrogen peroxide with silver ion enhancement).

PASSIVE HYGIENE

Removable ceramic cuspidor bowl

The stainless steel tray holder is interchangeable and autoclavable

Membrane-protected touch keys

Instrument support mat made of autoclavable silicone

Removable support

Cannula ends can be autoclaved

Seamless SKAI upholstery

An extensive filtration surface area results in greater efficiency of the double suction filter and less frequent cleaning operations.





INTEGRATED INSTRUMENTS AND ACCESSORIES



**Narrow backrest**  
Shaped to provide more space around the patient.



**Wide backrest**  
Wrap-around design for greater patient comfort.

High-performance induction micromotors, versatile and at the very top of their category, smoothly integrated with dental unit electronics and with full memory-function.

Anthos Micromotors



**i-MMs** A single micromotor suitable for any type of use, from conservative dentistry to oral surgery.  
**i-MMr/i-MMrL** Exceptionally compact micromotors, available without (i-MMr) or with LED lighting (i-MMrL). Ideal for conservative and prosthetic dentistry.

u-PZ ultrasound scalers



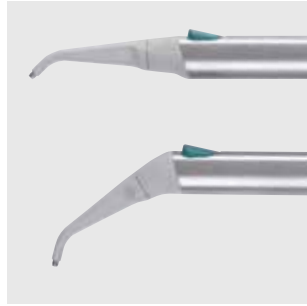
Scalers suitable for supragingival prophylaxis and more invasive periodontic tasks. Thanks to the advanced control electronics, they are also used for the preparation of small cavities and in endodontic root canal cleaning techniques. Available with or without LED lighting.

T-LED curing light



Exclusive patented instrument featuring programmes and accessories for every possible need. Light and articulated, it can be swivelled up to 180° for use in pen and gun-type mode.

3F/6F Syringe



3- or 6-function syringe for air, water, mixed spray with and without heating, available for Continental in straight-shaped version, on International and Cart with angled tip.

Foot controls



The foot control is available in three different ergonomic designs.

- Progressive instrument activation
- Immediate selection of sprays
- Chip Air & Chip Water
- Joystick-controlled patient chair movement
- Rinse and return-to-zero position activation.

MULTIMEDIA AND X-RAY DEVICES

Zen-X



X-ray sensor integrated with the dentist's module and fully managed by the multimedia software of the dental unit. Readily available precision diagnostics and - thanks to careful shaping that ensures smooth adaptation to the oral anatomy - excellent comfort. If the sensor is present the instrument control panel will have a fixed position.

C-U2 intraoral HD camera



Digital high definition camera integrated with the dental unit software, with freeze-frame function.

19" LED Monitor



- Certified Medical Device as per CE 93/42
- Optional touch screen
- 16/9 TFT active matrix flat screen

The touch-screen version of the monitor requires external support from a PC via a USB cable connection.



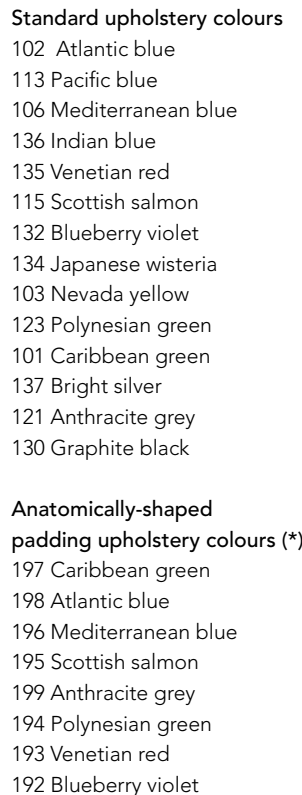
**S9 ergonomic stool**  
The Anthos S9 ergonomic stool can be used by both dentist and assistant. Users can carry out wide-ranging adjustment of height, seat tilt, vertical/horizontal positioning and even the tilt angle of the lumbar support, ensuring optimal stool set-up for everyone.



**Conventional stools**  
Adjustable dentist's stool: seat height, backrest tilt. Adjustable assistant's stool with backrest/armrest left-right adjustment. Optional extension kit and footrest ring.

**Anatomically-shaped padding**  
Anatomically-shaped padding provides proper support for patients of every build and ensures maximum comfort, especially during prolonged operations.



[illegible]as standard ● optional ○